

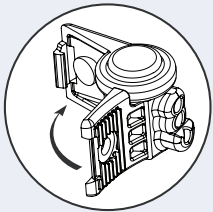
BLAZING SnapLOC

Filled Connectors for Outdoor/Electrical Use

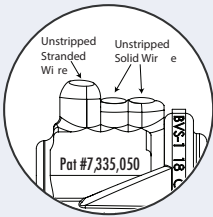


INSTALLATION INSTRUCTIONS

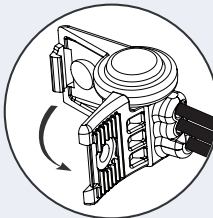
IMPORTANT: Turn off power before installing or removing connector. Product to be used in accordance with local and national codes.



1. Rotate wings fully apart beyond 90 degrees.



2. Insert unstripped wires into holes. Push wires to back of the connector (wire ends should be visible through clear back of connector).



3. Hold wires in place while squeezing handles together until the connector snaps shut.

BVS1 Waterproof Connectors

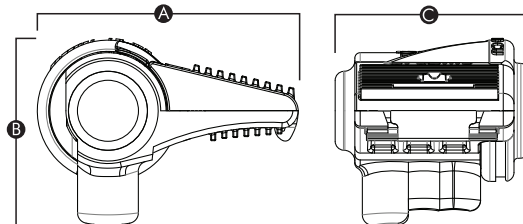
SKU #	Selling Unit
BVS1	Bag of 25

PRODUCT SPECIFICATIONS & MEASUREMENTS

Max. Voltage: 30V Max. building wire
 Connector Size: 1.460" x 1.04"
 Wire Type: Copper/Copper
 Wire Range: #18 SOL/STR
 Temperature Rating: 105°C (221°F)

Measurements:

- A - 1.460"
- B - 1.040"
- C - 1.080"



Selected 30V Wire Combinations
 For use with solid and/or stranded combinations.

2-3 #18 or #16		
----------------	--	--

Contact factory for a complete list of wire combinations at 800.633.0232.



U.S. Pat. 7,335,050, D575,738, D575,230, and other patents pending.

50100-117 REV C 06/23

www.kinginnovation.com
 (P) 800.624.4320
 (F) 636.519.5410